

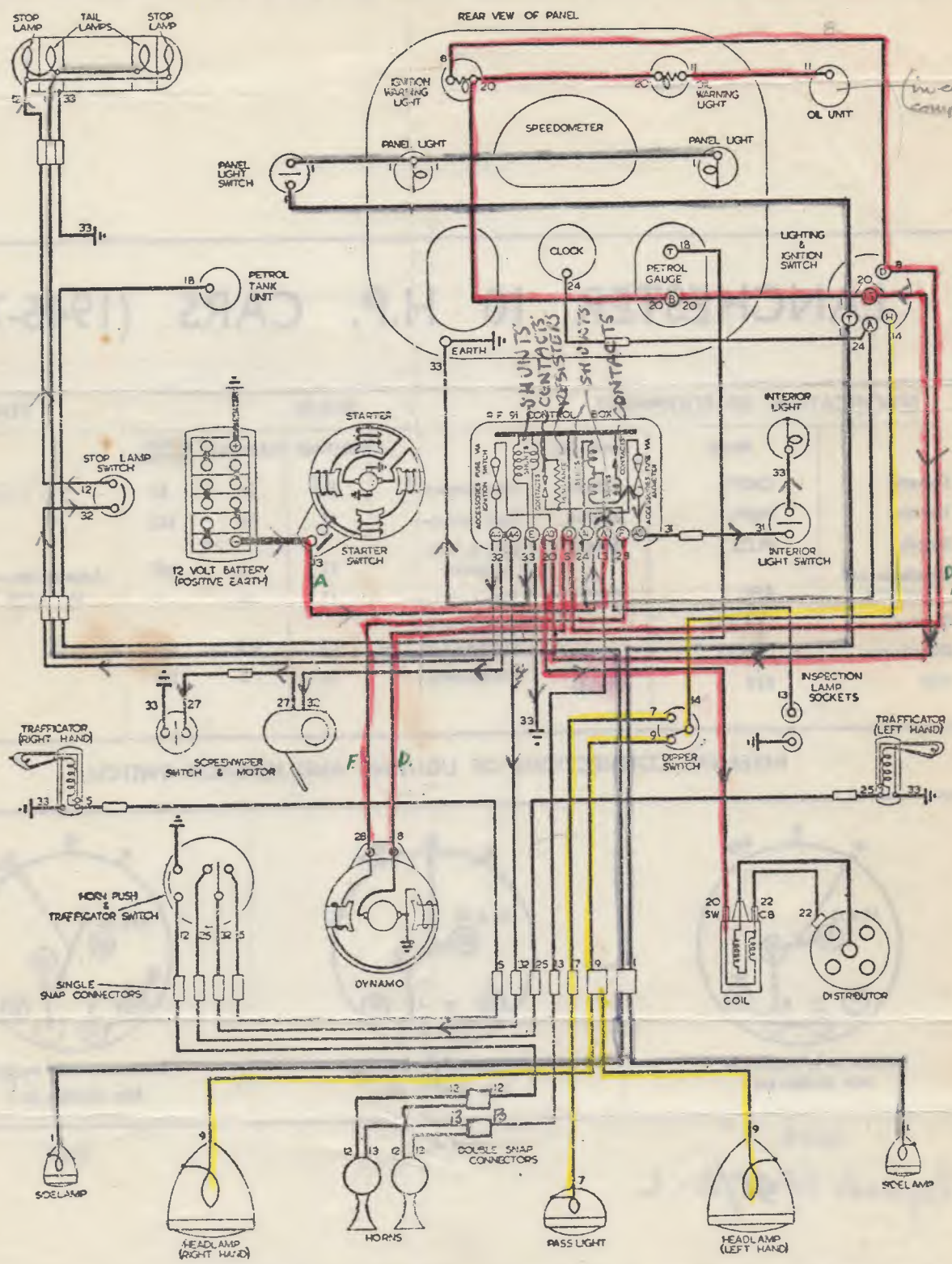
LD10 =
RF95

A1 A2 D A3 AH AB

LUCAS ELECTRICAL EQUIPMENT

A4 A5 E A3 D A1 A F A2
1 2 3 4 5 6 7 8 9

LANCHESTER 10 H.P. CARS (1946-7)



KEY TO CABLE COLOURS

1 RED	10 YELLOW & GREEN	18 BLUE & PURPLE	27 GREEN & PURPLE
2 RED & YELLOW	11 YELLOW & BROWN	19 BLUE & BLACK	28 GREEN & BLACK
3 RED & BLUE	12 YELLOW & PURPLE	20 WHITE	29 BROWN
4 RED & WHITE	13 YELLOW & BLACK	21 WHITE & GREEN	30 BROWN & PURPLE
5 RED & GREEN	14 BLUE	22 WHITE & BROWN	31 PURPLE
6 RED & BROWN	15 BLUE & WHITE	23 WHITE & PURPLE	32 PURPLE & BLACK
7 RED & BLACK	16 BLUE & GREEN	24 WHITE & BLACK	33 BLACK
8 YELLOW	17 BLUE & BROWN	25 GREEN	
9 YELLOW & BLUE		26 GREEN & BROWN	

WIRING DIAGRAM
No. W709C.
12 VOLT.

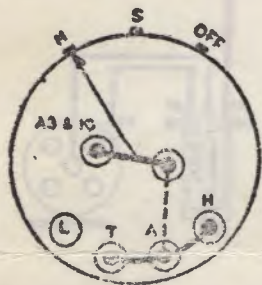
ISSUED:
JULY 1947

NUMBERS INDICATE CABLE IDENTIFICATION COLOURS, SEE KEY ABOVE.
FOR SPECIFICATION OF EQUIPMENT SEE OVERLEAF.

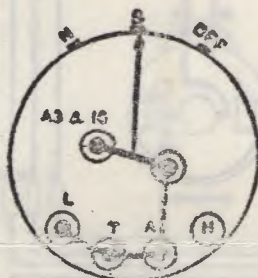
LANCHESTER 10 H.P. CARS (1946-7)

SPECIFICATION OF EQUIPMENT.			BULBS				FUSES
	Model	Service No.		VOLTAGE	WATTAGE	LUCAS NUMBER	
Dynamo	C45YV	228139	Headlamps:—	12	36	54	2/35Amp.
Starter	M35G	25000B	Pass Lamp:—	12	36	162	
Switch	PLC2	344390	Side & Tail Lamps:—	12	6	207	Accessories:— No. FA25 25 ampere
Regulator and fuse unit	RF91	3703'A	Stop Lamp:—	12	24	!	
Battery	STXW9A		Ignition & Oil Warning Lights:—	2.5	0.5	970	
Distributor	DVX4A	40112A	Trafficators:—	12	3	256	
Coil	B12	402033					

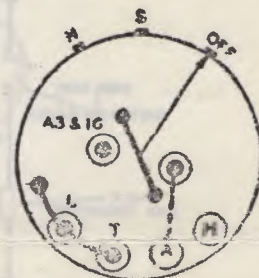
INTERNAL CONNECTIONS OF LIGHTING AND IGNITION SWITCH



SWITCH IN 'H' POSITION
IGN. SWITCH ON



SWITCH IN 'S' POSITION
IGN. SWITCH ON



SWITCH IN 'OFF' POSITION
IGN. SWITCH OFF

HEAD

SIDE

OFF

X Regulator RF 95/2-L